

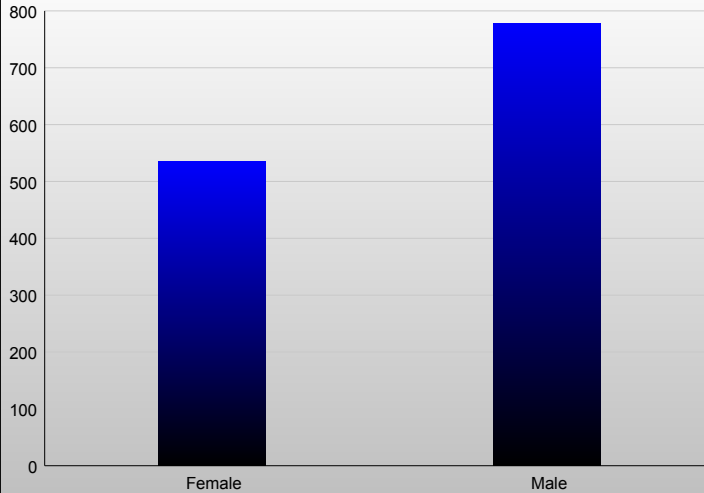
# Health Coach Enrollment Activity Report

For: ACME Company

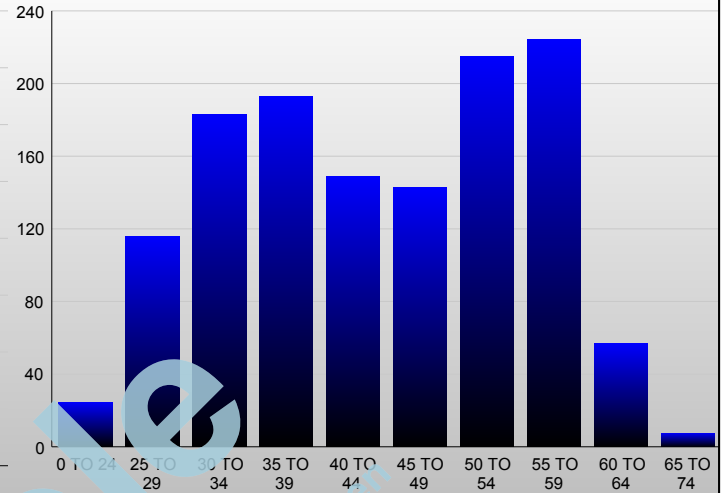


## High Risk Enrollment Activity From: Jun 1, 2007 To: Oct 1, 2007

Current Enrollee Gender

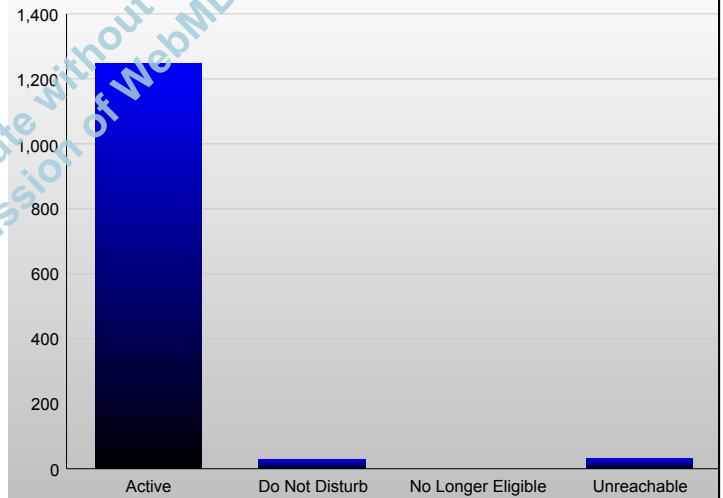


Current Enrollee Age



New Enrollments	1,313
Ending Enrollments	
Current Total Enrollment	1,313
Gender	
Female	535
Male	778
Age	
0 TO 24	25
25 TO 29	116
30 TO 34	183
35 TO 39	193
40 TO 44	149
45 TO 49	143
50 TO 54	215
55 TO 59	224
60 TO 64	57
65 TO 74	8
Enrollment Status	
Active	1,247
Do Not Disturb	30
No Longer Eligible	2
Unreachable	34

Current Enrollee Status



Report ran on 12/27/2007  
Version Number: 9.3.0

**Parameters:**

Organizational Unit	ACME Company
Time Period	Jun 1, 2007 to Oct 1, 2007
Coaching Protocol	High Risk

# Health Coach Enrollment Activity Report

For: ACME Company



Totaling	Rollup
Gender	ALL
Age Group	ALL
State	ALL
Risk Level	ALL
Has Risks	ALL
Has Conditions	ALL
Dependent Status	ALL
Registration Type	ALL
Employment Status	ALL
Readiness to Change Question	ALL
Readiness to Change Answer	ALL
Health Plans	ALL
SBU	ALL
Unit Code	ALL
User Status	ALL
StructureLevel4	ALL
StructureLevel5	ALL

## Notes:

"New enrollments" reflects the number of enrollments beginning within the specified date range.

"Ending enrollments" reflects the number of enrollments expiring within the specified date range.

"Current total enrollment" reflects the number of individuals enrolled as of the last day of the specified date range.

"Gender" data points reflect the gender breakdown of the current total enrollment.

"Age" data points reflect the age breakdown of the current total enrollment by the specified age groups.

"Enrollment status" data points reflect the enrollment status breakdown of the current total enrollment as of the last day of the specified date range.

"Active" represents the number of current enrollees who are eligible to receive outreach calls as of the last day of the specified date range.

"Do not disturb" represents the number of current enrollees who have asked to no longer receive phone calls as of the last day of the specified date range.

"No longer eligible" represents the number of current enrollees who no longer receive calls due to a mid-program change in eligibility as of the last day of the specified date range.

"Unreachable" represents the number of current enrollees who could not be reached for the introductory coaching session as of the last day of the specified date range.

Sample  
Do Not Redistribute without the prior written permission of WebMD, Inc.